



Reception - Knowledge Organiser - PE

Unit – Cooperate and Solve Problems

Inspiration



Jess Thirlby. England Netball Coach. 16 years as an elite netballer and 15 years a netball coach.

She will be the coach for the next 4 years, leading England to the 2022 Commonwealth Games and World Cup 2023

Netball Links



<https://www.netballsl.com/>



<https://www.youtube.com/user/EnglandNetball>

Equipment

Beanbags Mats

Quoits Cones

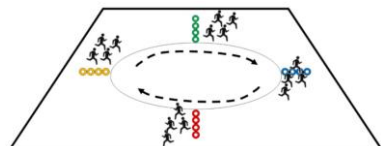
Balls

Bibs

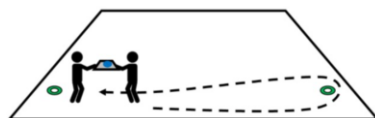
Hoops

Diagrams

Lesson 1



Lesson 6



Prior Learning

Different ways of manoeuvring objects

Travelling in different ways

Coordinating objects in different ways

Listening to instructions and being silent when an adult is talking

Support everyone in your team

Sticky Knowledge

Teamwork – listening to a partner and working together

When travelling, keep your head up so you know what is around you.

Think before you make a decision.

Outcomes

Intra House Festival

Outdoor provision

Lunch time provision

Subject Specific Vocabulary

Travel	Going from one place to another
Individual	Done by yourself
Pair	A set of two things used together
Trail	A pathway or a mark which is left when travelling
Retrieve	To get/bring an object back from somewhere

Tier 2 Vocabulary

Manoeuvre	Moving something
Cooperate	Working together
Effort	A determined attempt
Quick	Moving faster than normal



Key Stage 1- Knowledge Organiser - PE

Unit – Attack, Defend and Shoot

Inspiration



Anne Sargeant. Australia. Retired.
Playing career: 1978 – 1988. 2004 –
Sydney's Greatest Ever Netballer.

Equipment

Netballs Hoops
Cones
Bibs
Stopwatch
Nets

Prior Learning

Begin to throw a ball underarm using two hands
Begin to catch a ball with two hands
Explore different ways to move and use a ball
Beginning to work in a team and cooperating with each other.

Subject Specific Vocabulary

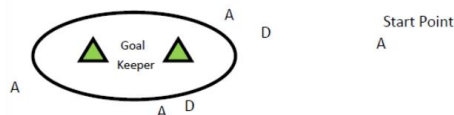
Positioning	Being in a particular place for attack/defence
Intercepting	Stopping something from getting to its destination
Direction	Course along which something moves
Aim	Point or direct at a target
Movement	Travelling in different ways

Diagrams

Lesson 2



Lesson 4



Sticky Knowledge

When you are catching, have your hands ready.
When moving into space, be aware of other players and the ball.
If your partner is moving forward, so don't throw the ball behind them.
When intercepting, think about where the ball is going

Outcomes

Intra House Netball Festival
Lunchtime Netball provision (Mrs Woodward)
Small ball provision – Lunch time (Sports Leaders)

Netball Links



<https://www.netballsl.com/>



<https://www.youtube.com/user/EnglandNetball>





Lower Key Stage 2 - Knowledge Organiser - PE

Unit - Netball

Inspiration



Tracey Neville MBE. Former England international and England Head Coach (2015 – 2019). Gold Medal – 2018 Commonwealth Games.

Equipment

- Netballs
- Hoops
- Cones
- Bibs
- Stopwatch
- Nets

Prior Learning

Experience of playing a range of different invasion games.
 Able to work with others in small teams.
 Throw a ball with more control and in different ways (fast, slow, high and low)
 Catch a ball with control
 Pass a ball to keep possession
 Use spatial awareness to be able to receive the ball in space

Subject Specific Vocabulary

Pivot	Swivel movement that allows a player to move on a fixed axis
Footwork Rules	if you land on two feet at the same time/catch without jumping, you can choose which foot to pivot on. If you land LF then RF or RF then LF, you use the backfoot to pivot. This foot can't leave the floor or it's a footwork foul.
Playing thirds	Playing through all three sections of the court (defence/centre/attack)
Free Pass	When a rule is broken (which doesn't affect another player), a free pass is awarded in the area the foul is committed.
One-to-One Marking	Each player has an opposition player which they have to mark.

Netball Links




<https://www.netballsl.com/>



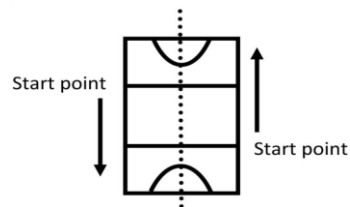
<https://www.youtube.com/user/EnglandNetball>

Diagrams

AFL



Lesson 3



Sticky Knowledge

Footwork rule – if you land on two feet at the same time/catch without jumping, you can choose which foot to pivot on.
 If you land LF then RF or RF then LF, you use the backfoot to pivot. This foot can't leave the floor or it's a footwork foul.

Outcomes

- Intra House Netball Festival
- Lunchtime Netball provision (Mrs Woodward)

Tier 2 Vocabulary

Endurance	Ability to make it through suffering/strain
Force	The strength/energy that moves an object
Goal	Something which you are trying to achieve
Overcome	To win a victory/rise above something





Upper Key Stage 2 - Knowledge Organiser - PE

Unit - Netball

Inspiration



Serena Guthrie. England. Team Bath.
Gold medallist – 2018
Commonwealth Games

<https://www.Englandnetball.co.uk/player/serena-guthrie/>

Netball Links

<https://www.netballsl.com/>



<https://www.youtube.com/user/EnglandNetball>



<https://www.wakefieldwildcatsnetball.co.uk/>




Equipment


Netballs Hoops
Cones
Bibs
Stopwatch
Nets

Diagrams

Lesson 1 - Chest Pass



Lesson 2 - Marking



Prior Learning

What the footwork rule is.
Understanding of High 5 Netball – rules/positions
Applied a range of different shooting techniques.
Developed netball skills of one to one marking and how to pivot.
Pass the ball using different techniques and in different ways with accuracy
Use a range of skills to keep possession of the ball to shoot

Sticky Knowledge

When marking remain 1m away from the player with the ball.
Communicate with players in the semi circle to support them.
Once you have shot the ball, have your knees bent and be on your toes to rebound.

Outcomes

Intra House Netball Festival
Lunchtime Netball provision (Mrs Woodward)
Kettlethorpe Pyramid Netball League
Extra Curricular Netball Club (Mrs Woodward)

Subject Specific Vocabulary

Double Bounce	Grabbing the ball with two hands, drop it, picking it back up.
Rebounds	When a goal attempt is made and the ball bounces back into play off the goalpost
Gameplay	How the game is being played (the plot)
Blocking	Standing 1m away from the player with the ball, with arms up stopping the pass/shot
Dodging	Feinting to move one way and going another to deceive and opponent.

Tier 2 Vocabulary

Anticipate	To give advance thought. Prejudging what is going to happen.
Track	Following the opposition players movement
Efficiently	Capable of producing a desired effect, without wasting energy.
Stationary	Fixed in a position. Not moving.
Program	A structured course of activities/training