






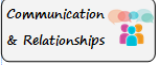
E-Safety Programme of Study

Year 4


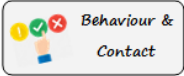
It is recommended that an E-Safety lesson should be taught each half term. In the final half term teachers should use their judgement and assessment to revisit or refresh any areas previously covered. Some lessons may be linked within other aspects of the curriculum and taught alongside other skills. (See detail section)

<u>Key Stage / Area</u>	<u>Objectives</u>	<u>Lesson /Theme</u>	<u>Resources</u>	<u>Detail</u>
Year 4	<p>Online Identity</p>  <p>Communication & Relationships</p> 	<p style="text-align: center;"><u>Lesson 1</u></p> <p style="text-align: center;">Who is responsible anyway?</p> <p>Children learn about what it means to be responsible online. They will explore how to treat each other appropriately whether it be online or offline. They will learn and understand the term 'good digital citizens.'</p>	<p>Childnet – Only a Game Drama resource on gaming</p> <p>Digizen – Digital Values Lesson plans and activity.</p> <p>CEOP – Cyber-Cafe Thinkuknow resources exploring aspects of online communication</p> <p>UK Safer Internet Centre Safer Internet Day</p> <p>Thinkuknow – Cyber Café – Lesson 5 Responsible use of the internet</p> <p>Google – Internet Legends – Lesson plan and resources Think Before you share</p>	<p>Display the term responsibility – ask the children what this means? How do they behave responsibly in everyday life?</p> <p>Together as a class create a compass of responsibility, who are they responsible for? What are they responsible for? How do they ensure that they behave as good citizens?</p> <p>Cyber Café – Access lesson 5 – Responsible use of the internet</p> <p><u>Activity Suggestion</u> Create a digital compass individually exploring their roles on the internet and how they need to behave responsibly.</p> <p>See Internet Legends – Think before you share for extra ideas and resources</p>

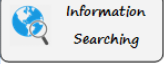


Key Stage / Area	Objectives	Lesson /Theme	Resources	Detail
Year 4	<p>Safety & Privacy</p>  <p>Communication & Relationships</p> 	<p><u>Lesson 2</u></p> <p>Private Information</p> <p>Children to explore how you must protect yourself online. Children to think about their identity and information that they share online.</p>	<p>Childnet - Young People and Social Networking Sites Advice for teachers and parents.</p> <p>ICO - Personal information and information rights Lesson plans and resources</p> <p>Childnet - Adventures of Kara and Kim Chapter 3 What should you keep safe</p> <p>BBC - Horrible Histories - Guy Fawkes, Protect They Privacy Settings</p> <p>CEOP - Welcome to the carnival Hector's World cartoon about personal information</p> <ul style="list-style-type: none"> - Episode 3 It's a serious game - Episode 4 Info Gang 	<p>This lesson needs to be focus for children in this year group to understand the risks associated with Online sharing.</p> <p>Show the children the Horrible Histories - Guy Fawkes and discuss the concept of sharing information with those you can trust.</p> <p>What information would you share with strangers? Children to be made aware of the risks involved in thinking about sharing information.</p> <p>Provide children with a range of scenarios - would they share? What would they do?</p> <p><u>Activity Suggestion</u> Children to produce a t-shirt design, one must feature public information and would that's features private or sensitive information. Children to discuss how they would feel wearing each of their designs in a range of locations and situations. Children to think about the links this makes with online.</p>

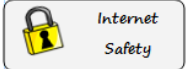
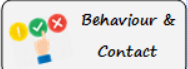


Key Stage / Area	Objectives	Lesson /Theme	Resources	Detail
Year 4	<p>Internet safety</p>  <p>Behaviour & Contact</p> 	<p><u>Lesson 3</u></p> <p>Words can hurt</p> <p>Children to understand messages they receive online can make them feel angry, sad or hurt.</p> <p>Pupils to think of actions that help to fight cyberbullying.</p>	<p>Childnet – Chapter 4 Who should you tell? Video Kara and Kim</p> <p>Child Net – Skills School – Video, Safety features explained</p> <p>Cybersmart – Cyberbullying Teachers resources</p> <p>Artisancam – Super action comic maker software to create a comic book</p> <p>BBC – CBBC – What is cyberbullying? BBC newsround series with video</p> <p>Kidscape – Cyberbullying Advice for young people</p> <p>DfE – Preventing and Tackling Bullying Advice for schools October 2014</p>	<p>Ask the children what they use the internet for? Who do they talk to? Do they know these people? Are everybody they meet kind and as they seem? Children to understand what the word Cyberbullying means.</p> <p>Show the children the video Who should you tell? Video Kara and Kim – explore the video together pausing at certain points to encourage the children to think about different ideas and the concept behind the video.</p> <p>Together make a list of things would that make you feel sad, hurt or uncomfortable online. Where can these dangers come from? –</p> <p>Ensure children in this year group understand the dangers from app's</p> <p><u>Activity Suggestion</u></p> <p>Children to think about Cyberbullying – children to produce a safety poster to highlight the risks online around bullying. They should discuss who to tell if they encounter such problems.</p>



<u>Key Stage / Area</u>	<u>Objectives</u>	<u>Lesson /Theme</u>	<u>Resources</u>	<u>Detail</u>
Year 4	Information Searching 	<u>Lesson 4</u> KeyWords are Key! Children to learn the importance of searching carefully on the web.	Childnet – What is reliable? Smart Rules Kidsmart – Safe Searching Google – How search works	Talk about the word 'Reliable' – ask the children what this means. Run through a range of scenarios, which would you trust? <ul style="list-style-type: none"> - Something I told you was true - Something a stranger told you Ask the children how we know we can trust pieces of information? We trust some people we don't know? Who? What is it about them that makes them reliable? (doctors, firemen etc) Inform the children this works online too Watch What is reliable? – The adventures of Kara and Kim <u>Activity Suggestion</u> Link this lesson into ICT / English based research lessons Children could produce a powerpoint, piece of work with links, text or facts. These facts would be collected from trusted websites after a similar discussion to the one outlined above.



Key Stage / Area	Objectives	Lesson /Theme	Resources	Detail
Year 4	<p>Internet Safety</p>  <p>Behaviour & Contact</p> 	<p><u>Lesson 5</u></p> <p>APParently there is more to it!</p> <p>Children learn about current dangers in all online forums. They will be encouraged to look at age related expectations</p>	<p>Cybersmart - Cyberbullying</p> <p>Teachers resources</p> <p><u>Artisancam – Super action comic maker software to create a comic book</u></p> <p>BBC - CBBC – What is cyberbullying?</p> <p>BBC newsround series with video</p> <p>Kidscape - Cyberbullying</p> <p>Advice for young people</p>	<p>Begin by playing a game of name the app symbol, how many do you know?</p> <p>Next show the children a range of games – ask them to sort them into age related games and which they think are acceptable for their own age range.</p> <p>Show the children an age related symbol and ask them to discuss what it means. Where do we see these? (games, films etc) Take feedback</p> <p>Ask the children why they think we have these?</p> <p>When we play online do we know the person we are playing against? – provide the children with some ideas to respond to this area.</p> <p>Who is responsible for ensuring they play age related games? Ask the children for ideas. Ensure children are aware they have a level of responsibility themselves.</p> <p><u>Activity Suggestion</u></p> <p>In groups children will create a newsround themed video for a local TV channel. This will be about the need to use age appropriate apps and games online. They should be encouraged to think of the risks and discuss these within it. This can be shared with the class as a whole.</p>



Lesson 6 should be completed under the judgment of the class teacher to fill any gaps in learning or understanding

Suggestion – for lesson 6 teachers may want to address issues behind copyright and credibility. However this can be addressed during ICT lessons